

# A YEAR IN REVIEW

## MENOMONIE

## FIRE DEPARTMENT

### 2019



A huge fire at 740 Northern Meadows Parkway on September 29, 2019

**CHIEF**

John R. Baus

**ADMINISTRATIVE ASSISTANT**

Teri Riek

**BATTALION CHIEFS**

Andy Benrud

Denny Klass

John Entorf

**CAPTAINS**

Tim Koleski

Chuck Mensing

Larry Zais

**LIEUTENANTS**

Adam Mucks

Michael Christian

Brady Bleskacek

**MOTOR/PUMP OPERATORS (MPOs)**

Chad Bock

Rich Brackett

Jon Fisher

Juan Gamez

Kyle Repaal

Randy Wood

**FIREFIGHTERS/PARAMEDICS/EMTs**

Tim Fasbender

Andy Kissh

Adam McCulloch

Brent Monfort

Travis Nessel

Jon Peterson

Matt Poliak

Josh Romsos

Ben Simmons

Kaeden Thom

Joe Wayne

Dan Williams

**PAID ON CALL FIREFIGHTERS**

Scott Barnhart

Alex Beranek

Sam Danovsky

Doug Fleming

Christopher George

Todd Glenna

Scott Gregory

Tony Klatt

Joe Kunkel

Nick Manor

Karl Palmer

Zach Sample

Sean Schuh

Danial Smith

Sean Staidl

Kollin Stirn

Josh Monk

Breyden Noble

## From the Chief

I write this prior to the year actually being complete as December 31, 2019 will be my final day with the Menomonie Fire Department. After almost 14 ½ years as the chief here I will retire.

Being a part of the Menomonie Fire Department and the City of Menomonie has been one of the blessings of my lifetime. The administration and staff at city hall, the Police and Fire Commission, the Rural Fire Board, and the other city departments have all been extremely supportive of the fire department. It takes so much to make a city work and the cooperation between all of these components is essential to achieving the finest product. We have that here in Menomonie.

I have been fortunate to be a part of the fire service for 39 years. I have been involved in many fire organizations, and know many, many people in this business. I am confident in saying we have one of the very best departments anywhere. We have an elite department. Our members made that happen with their willingness to explore and take on new and additional duties. The residents we serve are indeed fortunate to have this level of service at the ready. In addition to our many fire suppression and prevention duties, we have taken great strides to advance our department service.

- 🔥 We are one of only 66 Critical Care Paramedic Services (The highest level possible) of 797 total ambulance services in Wisconsin.
- 🔥 We are a Rescue Task Force. We have worked with law enforcement to train, and equip our members with equipment such as ballistic vests and helmets so we may more aggressively rescue and treat victims of active shooter incidents.
- 🔥 Designated as one of twenty fire departments in the State of Wisconsin that comprises the State Hazardous Materials Response System. As such, we are required to meet certain standards and recertify by passing a State validation exercise.
- 🔥 One of eleven departments statewide that is part of the Wisconsin Special Rescue Task Force #1. Several of our members receive specialized training in technical rescue situations including high angle ropes, swift water, collapse, mass casualty, confined space, and others in preparation for response locally, as well as across the State and country. Additionally, they bring this State funded training back for the benefit of our entire department.

Lastly, I must mention the pride and dedication our members take in our fire stations, and apparatus. The special skills of many, keep our trucks, equipment, and buildings running, resulting in the highest level of response readiness, and a tremendous financial savings to our citizens. Fire fighters do everything from changing truck lights, to ceiling lights. They repair truck pumps, and motors and replace bathroom sinks. Most recently, they remodeled the front lobby, hallway, and kitchen at Fire Station #1 with nothing less than professional quality.

I am very proud of a truly great department.

I wish you the very best in 2020 and the years to come along with my sincere thanks for your support and friendship.



Jack Baus  
Fire Chief



## Inspections

The Menomonie Fire Department performs fire prevention inspections on all educational, commercial, industrial, manufacturing and multi-unit apartment buildings in our response area. This includes the City of Menomonie, Villages of Knapp and Downsville and Towns of Tainter, Spring Brook, Red Cedar, Lucas, Dunn, Sherman and Weston. All structures mentioned above are inspected twice per year.

### Inspection Numbers:

	<u>2019</u>	<u>2018</u>
Total Inspections performed -----	2196	2185
Total hours inspecting -----	637	603
Total violations found -----	422	396
Total violations corrected -----	162	151
Total re-inspections performed -----	16	9
Total notices of violations issued -----	250	241

In 2019 we responded to two fires in inspected structures.

<u>Date</u>	<u>Address</u>	<u>Business Type</u>	<u>Damage</u>	<u>Cause</u>
02-15-19	2621 Nelson Drive	Apartment	\$65,000	Undetermined
09-29-19	740 Northern Meadows	Apartment	\$2,000,000	Under investigation

Inspections are conducted to assist the business/building owners in the elimination of hazards which could lead to a devastating fire loss.

The photos below show some of the issues we find while inspecting.

Denny Klass  
Battalion Chief



**Non-functioning emergency lighting**



**Illegal wiring**



### Blocked exits




### Buildings in disrepair






**Taped sprinkler head after painting**



**Frozen sprinkler systems**





## EMS Administration

### **National Registry and Refreshers (continuing education) Administrative duties**

Throughout the year, personnel conducted hundreds of continuing education hours to fulfill the National Registry of EMT requirements. In 2019, 12 personnel at MFD had their National Registry EMS licensure renewed. Along with the continuing education hours, nine Medics completed a 48-hour EMT-Paramedic refresher taught by CVTC at Station #2. All this EMS training helps meet the EMS training requirements mandated by the State of Wisconsin and the National Registry of Emergency Medical Technicians. We are continually looking for ways to improve and advance our EMS training and skills. This required Paramedic refresher allows us to stay current with the latest changes in EMS.



## Medical Director

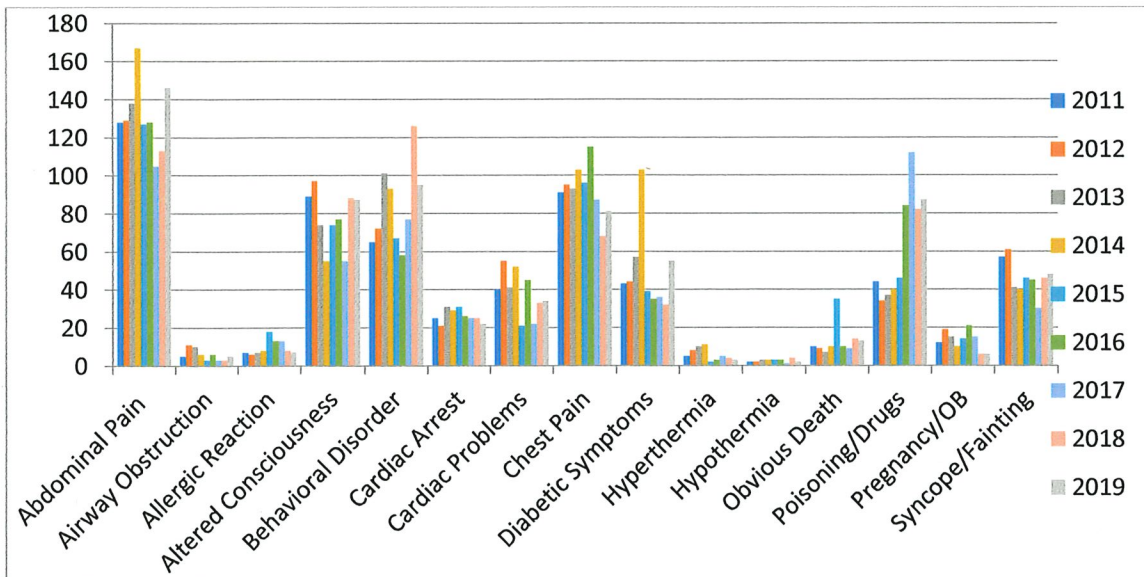
Dr. Nelson is a board-certified emergency room physician at Mayo-Menomonie and Eau Claire and serves as the Medical Director for MFD. He reviews every emergency call the ambulance responds to and provides frequent training for ambulance personnel. During 2019, MFD had 2391 ambulance responses and Dr. Nelson reviewed every ambulance report. His involvement is very much appreciated by the MFD staff.



Dr. Drew Nelson

## EMS AT A GLANCE

### Provider Impressions



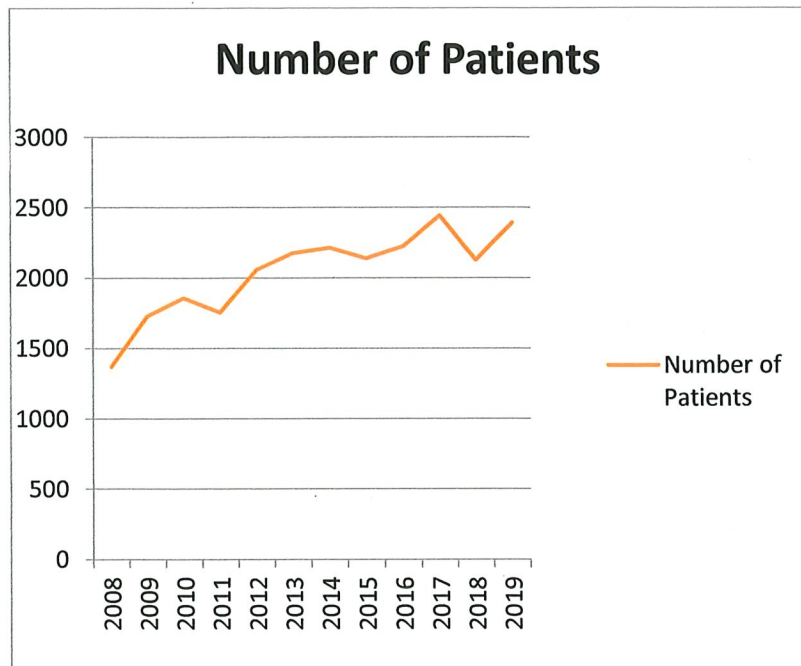
### Provider Impressions

\* In 2019, MFD had 385 traumatic injuries. (Not in graph)


\* Many patients had unspecified injuries or illnesses and are not included in this graph.

## EMS AT A GLANCE

### Number of Patients



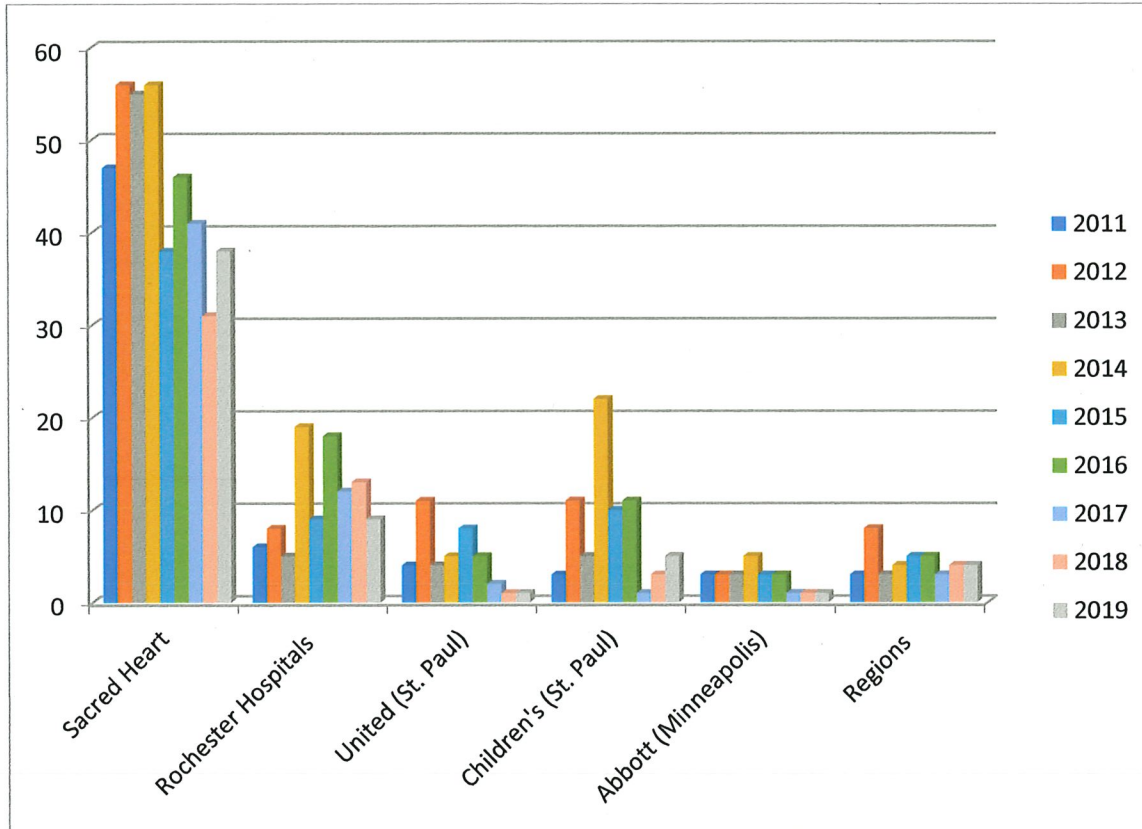
The number of patients MFD is treating each year has been inclining almost every year. In addition, MFD did forty-three ambulance intercepts with other area ambulance services. This is requested of us to provide higher level of care that they cannot provide. In 2019, MFD responded to 2391 patients which was approximately a 11% increase from 2018 (fire calls not included).





## EMS AT A GLANCE

### Hospital Destinations



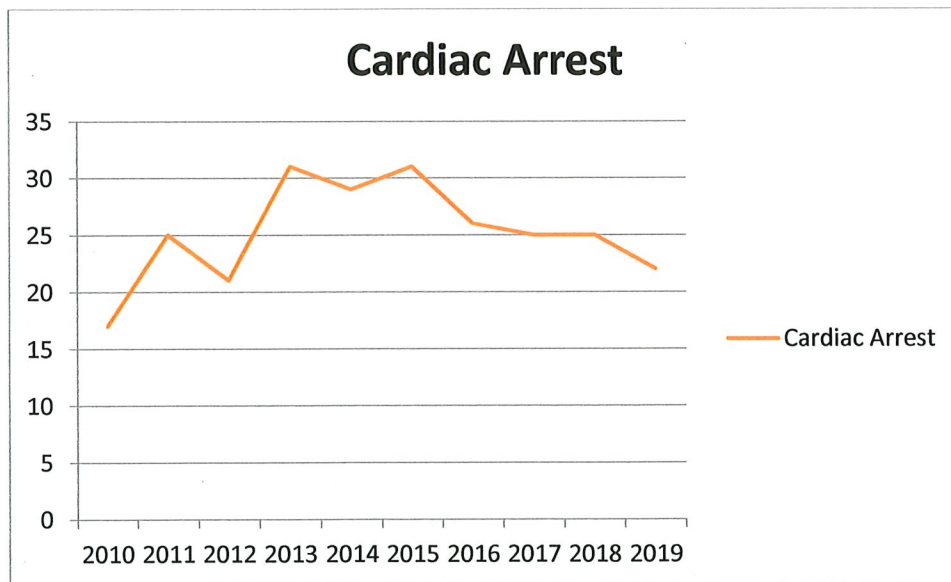
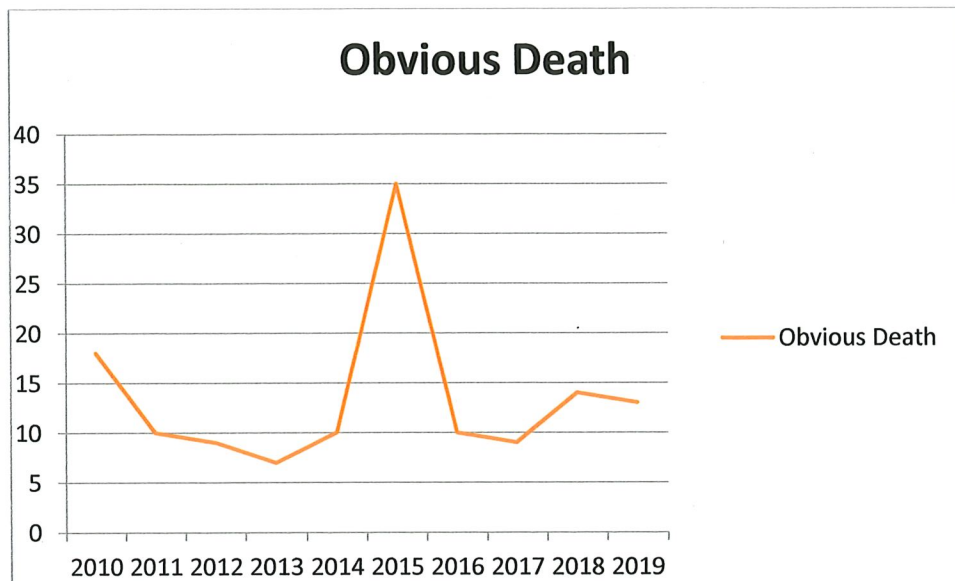
\*The most frequent hospital that MFD transported patients to was Mayo-Menomonie. In 2019, the number of patients transported to Mayo-Menomonie was 1,360.

With the higher level of skills that the Paramedics have, it is now possible to stabilize and transport patients to hospitals in Eau Claire for specialty care such as the cardiac cath lab or regional trauma center. MFD transported 279 patients to Mayo-Eau Claire in 2019 and this was the second highest hospital destination for MFD. This is due to Mayo-Eau Claire being the highest rated trauma center (Level II) in the area and having specialized cardiac capabilities.

We also transport less frequently to some other area hospitals that are not listed in the graph. Many times, patients decide they do not wish to be transported by ambulance and they refuse transport. Each year approximately 20% of all patients request not to be transported.

In 2019, MFD provided 376 interfacility (hospital to hospital) transports. Of those interfacility transports, 81 were designated Critical Care which is the highest level an ambulance can be in Wisconsin.

## EMS AT A GLANCE



## Rescue Task Force (RTF)

MFD has partnered with area law enforcement agencies to establish a Dunn County Rescue Task Force. This team is used in active shooter situations, whether it's a school or business. Trained Medics are paired up with law enforcement Officers to enter into the "warm zone" to treat and remove injured people to safe environments. The purchase of all the needed ballistic vests and helmets was made possible by grants from local businesses. We continue to train with the hopes of never having to use this training.



## EMS

Interestingly, every day of the week we received approximately the same volume of ambulance calls. All days of the week averaged between 12-15% of the total call volume with Friday being slightly busiest. This trend seems to stay consistent every year.

At MFD, we look forward to providing high quality patient care this year and in the future!

Andy Benrud  
Battalion Chief



## FLEET RESOURCES

In 2019 the Menomonie Fire Department had a couple of new additions to its apparatus along with the annual testing and preventative maintenance on all other equipment.

In January we took delivery of a 2019 LifeLine Ambulance on a Ford F450 4wd Chassis. The ambulance was purchased from Jefferson Fire & Safety for \$252,000. This is the departments third LifeLine Ambulance. This truck replaces a 2008 Road Rescue Ambulance on an International 2wd Chassis that had numerous mechanical and structural issues.



In this new ambulance the department received its first Stryker Power Load System. This system does the lifting of our patient cots, with the patient on the cot. By getting this Power Load system the department hopes to reduce the chance of a potential back injury.



Also, in January, members of the department finished the Brush #2 bed replacement project. All tools and equipment have been mounted on the truck. The aluminum bed was purchased from Johnson Trailer in Colfax. The old bed was sold on auction. In total with the new bed being purchased, equipment to install it, and selling the old bed, a total of \$2,450 was spent on this project.



All of the fire departments chain saws, generators, pumps, and boats motors are annually serviced in March. New oil, fuel, spark plugs, and air filters are serviced on this vital equipment.

Every member of the Fire Department gets fit tested every year in March for the proper size of their SCBA masks. The department uses a machine that is owned by the Dunn County Fire Chief's Association. This is jointly owned by 12 departments and rotates to a different department every month.



In May the department pressure tests all 18,500 feet of fire hose that is on the trucks or on the shelves for use when restocking trucks after fires. This testing generally takes all three shifts the entire month of May to get done.





In June Emergency Apparatus from Lino Lakes, MN comes to our department and does oil changes, fire pump service, and fire pump testing. This is an annual test and certification that is done.



Squad 1 was placed in service in July. Marion Body Works of Marion, WI built the truck on a Spartan chassis. Cost of the Squad was \$485,000.






The new Squad allows for seating of four personnel, more equipment storage, and faster deployment of extrication tools.





Squad 1 replaced a 1998 Pierce Rescue Truck. This truck was sold to Elmwood Area Fire Department for \$17,500.



Ladder testing is done in the month of September. The department has 21 ladders that range from ten feet long to 35 feet long. The ladders are tested for horizontal bend, rung strength, and roof hook strength.



September also brought on repairs to the tank and tailboard of Tender 1. Tender 1 is a 1995 Ford chassis with a used stainless-steel water tank on it. The corrosion bug bit this truck and it ended up needing some repairs to keep it road worthy and safe. Tainter Machine replaced the tank undercarriage and the rear tailboard.




Every year around October our SCBA's (Self Contained Breathing Apparatus) are serviced and flow tested. Jefferson Fire & Safety comes in to do this.





Also, around this same time Fire Rescue Supply comes and does annual maintenance on all of our extrication equipment. They ensure that the pumps are producing the proper pressure, the tools are lubricated, and that the cutting edges are in good condition.



The average age of the City's Fire Apparatus is 13.5 years old.

The average age of the City's Ambulances is 4.5 years old.

The average age of the Rural's Fire Apparatus is 20 years old.

Throughout the year members of the department do various little tasks to make sure our apparatus and equipment are properly maintained and are ready for use when needed. Our members try to fix equipment and apparatus in house if it is capable of being done with the knowledge and tools we have. If our members can't fix it, we try to use businesses in and around Menomonie as much as possible. Such businesses are Northtown Ford, Irvington Garage, Norden Truck and Repair, and Tainter Machine.


Larry Zais  
Captain

## Training

In 2019, 210 classes were taught by instructors, officers, and fire fighters to both full time and paid on call members totaling 4,136 hours of instruction. The classes covered a wide variety of topics related to firefighting, emergency medical services, rescue and hazardous materials. A few examples of the training conducted or attended follow.

Denny Klass  
Battalion Chief

### Propane gas emergencies sponsored by Wisconsin Propane Gas Council





**All facets training at an acquired structure – Sig Tau Fraternity House prior to demolition**





Ladder truck operations with a CVTC intern





Pump training – drafting for rural operations






**Rope rescue training in the training tower at Station 2**





# Hazardous Materials



Menomonie Fire Department is the HazMat Level B team for all of Dunn County. It is also one of twelve teams in the State of Wisconsin as a Type 3 team. Being a Type 3 team allows us to respond to all known hazmat incidents in our county and to help other neighboring counties as the State Duty Officer activates us.

We are not only responsible for the City of Menomonie, but all of Dunn County, and recently the city has signed an agreement to be the Level B Team for Pepin County. As of the 2010 census, the population of Pepin County was 7,469, making it the fourth-least populous county in Wisconsin. Its county seat is Durand. Our response area starts just to the south of us and goes to the Mississippi River.

In 2019, we purchased radiation detection equipment through the EPCRA hazmat equipment grant. The FLIR IdentifINDER R200 allows us to not only be alerted by the presence of radioactive materials, but to locate them and to identify what type it is. We now have one of these units at each station along with a FLIR dose meter to aid in protecting our firefighters during a radiation incident.


Tim Koleski  
Captain





## Rope Rescue Equipment Upgrade

In 2019 a new piece of rope rescue equipment was purchased by the city and placed into service on Squad 1. The Multi Purpose Device (MPD) provides simplification to complex rope rescue situations. Menomonie Fire Department has ten members that are trained to the technician level in high angle rope rescue. Other members of the department have had exposure to rope rescue training through their college firefighter/paramedic training programs, military service, and on duty trainings. A rope rescue scenario was held in the north station training tower in the fall of 2019. The fire department looks forward to continual improvement of it's special rescue capabilities.




Pictured on the left is the previous system used to raise and lower rescuers and victims during a high angle rescue situation. This complex process was replaced by the Multi Purpose Device pictured on the right.



## Rope Training in North Station Hose Tower



Firefighter Josh Romsos gives first year firefighter Kaeden Thom some tips before he's lowered down to perform a simulated patient pick off.





## New Menomonie Fire Department Critical Care Paramedics



Andrew Kissh



Travis Nessel



Ben Simmons



Kaeden Thom

In the fall of 2019 Menomonie Firefighter Paramedics Andrew Kissh, Ben Simmons, Travis Nessel, and Kaeden Thom attended a semester long critical care paramedic course. This course was provided by Hennepin County Medical Center. The classroom portion was completed through online video conference at the north fire station. The students also had to complete four full day Saturday lab sessions at Hennepin County Medical Center.

Upon completion of their final exam, the students joined eleven other fire department members in carrying a critical care endorsement on their State of Wisconsin Paramedic License. This endorsement allows the fire department to expand its scope of practice on interfacility transports. Examples of interfacility transports that classify as critical care include, patient's receiving blood products, continuous medication infusion, and ventilated patients.

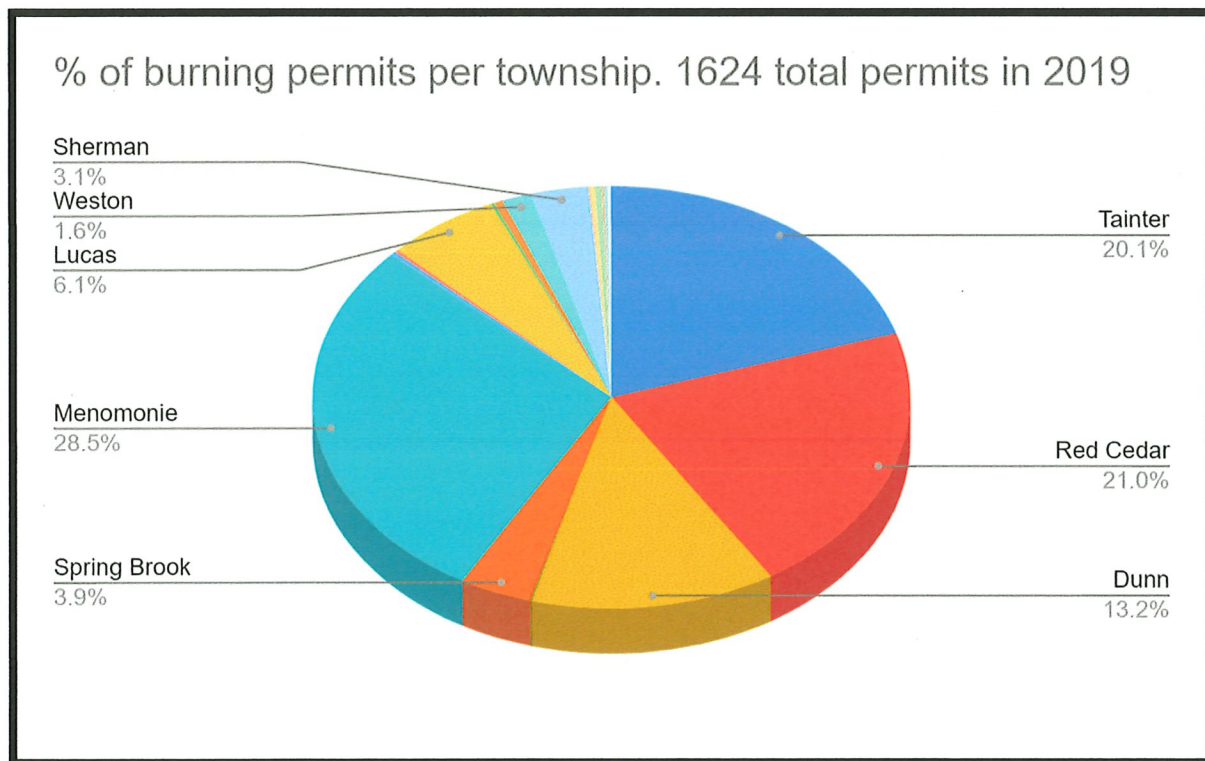
Adam Mucks  
Lieutenant

## 2019 Burning Permits

Menomonie Fire Department is responsible for receiving and granting burning permits for the citizens of Dunn County. Residents of Dunn County are allowed to burn brush, leaves, pine needles, wood that is clean, dry, untreated, and unpainted. All fires must be attended to at all times and they are responsible for any damage that may result in a fire that becomes uncontrolled.

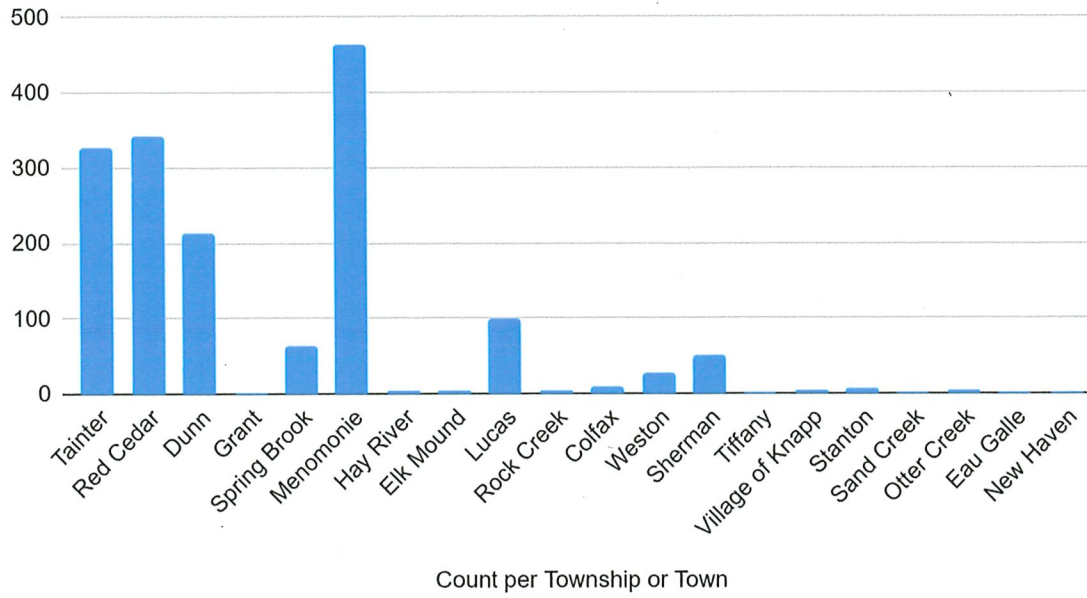
In 2019 Menomonie Fire Department received **1,624** burning permits for Dunn County. Below are graphs showing the percentage and amount of burning permits in each township as well as the daily totals during the year. City of Menomonie residents have separate regulations for burning and must present to the fire department for burning permits within the city limits.

Michael Christian  
Lieutenant

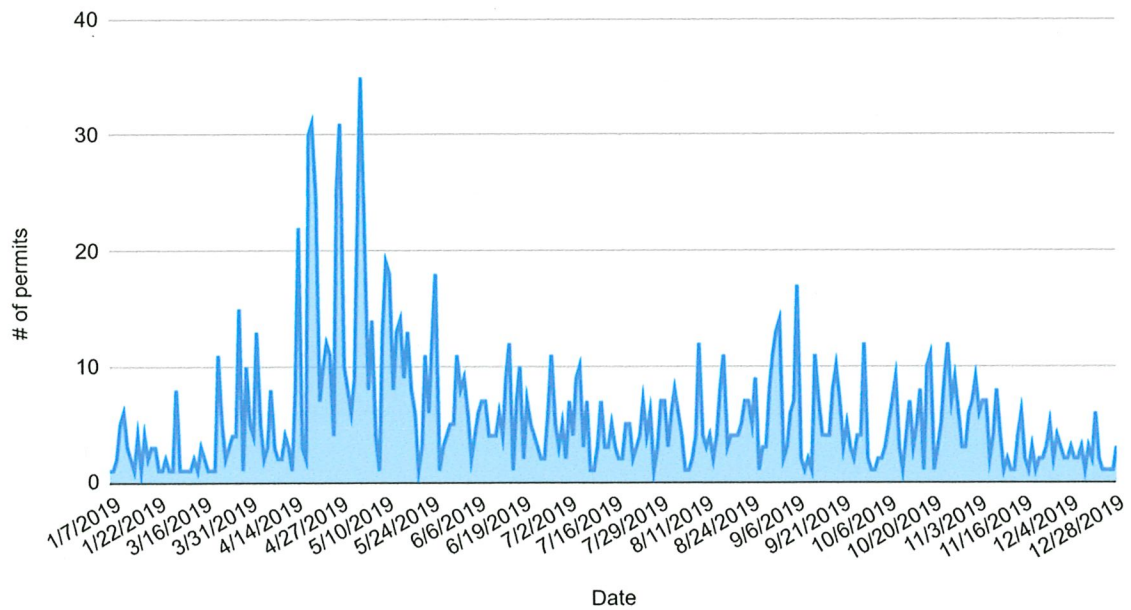




## Township total for 2019



## Daily Count of Burning Permits



## New Availability List

Starting at the beginning of 2019 the fire department switched to a live electronic availability list. The fire department has always utilized an availability list for paging in off-duty personnel when the on-duty crew is depleted because of multiple incidents taking place or for a high acuity incident. Prior to the new live availability list, off-duty personnel would have to call into the fire station to be signed unavailable anytime they wouldn't be available for things as simple as making a short trip to Eau Claire. The live electronic availability list has allowed the off-duty personnel to make themselves available or unavailable from any location that they have internet access from their phone or computer at any time of the day. Below is an example view of the availability list.

Michael Christian  
Lieutenant

JX   2019-08-14							
On Duty		Date		Availability	Time out	Time In	
<b>Position</b>	B SHIFT	2019-08-14					
<b>BC</b>	KLASS		C SHIFT	FASBENDER			
<b>Captain</b>	MENSING			McCULLOCH		Unavailable	
<b>Driver 1</b>	GAMEZ			ENTORF			
<b>Driver 2</b>	CHRISTIAN			BOCK	10:00	21:00	
<b>Pipeman 1</b>				WAYNE			
<b>Pipeman 2</b>	THOM			BLESKACEK			
<b>Medic 1</b>	MONFORT			WOOD	7:00	13:00	
<b>Driver 3</b>	REPAAL			NESSER		Unavailable	
<b>Medic 2</b>	KISSH			ZAIS	7:00	19:00	
			A SHIFT	PETERSON		Unavailable	
<b>Intern St 1</b>	Brad Kenealy			SIMMONS		Unavailable	
<b>Intern St 2</b>	Jesse Daly			BENRUD			
				FISHER		Unavailable	
				WILLIAMS		Unavailable	
				KOLESKI		Unavailable	
				BRACKETT		Unavailable	
				POLIAK			
				MUCKS		Unavailable	





This year has been a quite year for members of the Wisconsin Urban Search and Rescue Team. The local fire departments are having difficulty getting reimbursement for deployments, contracts have not been signed and the team has come to a standstill.

Wisconsin Emergency Management (WEM) is in the process of working with our legislators in drafting legislation that would allow local agencies to get reimbursed from the state for expenses that occur during a deployment. Departments are asking for the change because it has taken up two years for the Federal Government to reimburse Wisconsin fire departments for the activation of Hurricane Irma.

The bill is slated to be voted on early 2020 and the hopes of it passing, so we can continue to provide the services not only to Wisconsin, but all of the country if needed.

Tim Koleski  
Captain

## Personal Protective Equipment

In 2019, the Menomonie Fire Department placed five new sets of fire gear into service. We try to follow the NFPA suggested service life for protective gear. This would mean that most gear has a service life of about 10-15 years. The new gear provides better protection and is lighter in weight.



We also have added new firefighting hoods for several of our members. These hoods are the latest in new technology for cancer prevention. These hoods help protect the head and neck area.

Chuck Mensing  
Captain



## EMS Supplies

This summary of the EMS supply division discusses the major vendors used, the approximate amount spent, and some service upgrades that were added for 2019 at the Menomonie Fire Department.

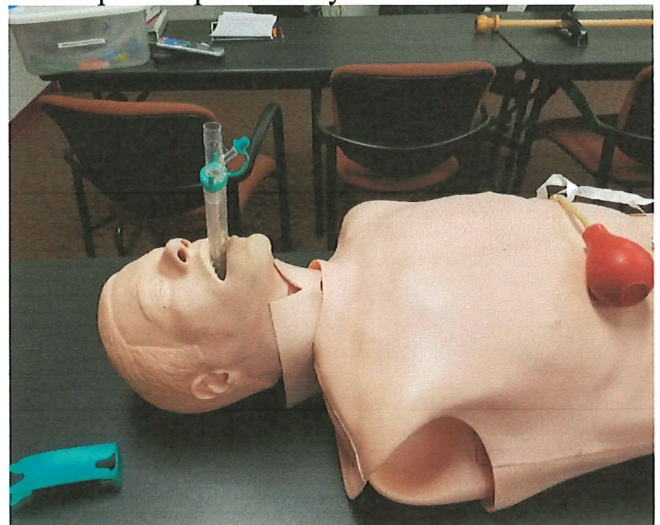
The major vendors used when purchasing EMS supplies are Emergency Medical Products (EMP), Mayo Health Systems-Menomonie (Materials Management and Pharmacy), Zoll Medical, Arrow, Life Assist, and Mississippi Welders. Mayo-Menomonie is one of our largest vendors used combining Materials Management and Pharmacy (MAYO) at \$3,584.06; this includes intravenous (I.V.) solutions, I.V. sets, glucometer test strips, many medications, and some small items. Emergency Medical Products came in at \$23,512.91. EMP supplies everything from airways to trauma pads. Zoll Medical is where we purchased primarily cardiac defibrillator supplies for \$5,778.26. Life Assist is another major vendor used for video intubation at \$3,275.98. Mississippi Welders is the oxygen supplier for MFD at \$898.08. We purchased intra-osseous needles for initiating difficult intravenous lines from Arrow at a cost of \$4,488.22. We also purchased medications from Sacred Heart Hospital, \$2,975.16. The total spent on EMS supplies was \$54,053.38. We had a budget of \$55,000.

We now order some medications from Sacred Heart Hospital. We purchase Fentanyl, Ketamine, Midazolam, and Ketorolac from Sacred Heart. This is a new vendor for The Menomonie Fire Dept.

We were able to upgrade the airways that we use on calls. They are called I-gels. These are the newest airways for pre-hospital medical emergencies..

Chuck Mensing  
Captain

These are the new I-gels and are the latest in pre-hospital airway care.



## Public Education / Service

### Community Safety

2019 was another very busy year for our Public Education and Community Service activities.

We again participated in The Polar Plunge and assisted in making sure the few jumpers brave enough to go in last year's cold were safe. The extreme amount of snow we received last winter saw the crews shoveling out fire hydrants so residents would remain safe. We also assisted in numerous community events and met the community at the National Night Out. We were able to reach out to all of our schools for Fire Prevention Week and help to teach them about fire safety.

John Entorf  
Battalion Chief



Thursday Night Thrill Seekers visiting the fire station





National Night Out





Fire Prevention week activities with the schools

John Entorf  
Battalion Chief



## Facilities

2019 saw many projects done to the facilities this past year. We replaced the flooring and carpet in the front office and Battalion Chief's bedroom area of station one this past year. This area of the station saw some of the heaviest traffic and the carpet was in bad shape. We decided to go with a more durable surface in the office area and replace the carpet in the bedroom area. As we were going to be replacing flooring, we decided to repaint the area as well. We also decided to remove the old cabinets and update file cabinets with donated items from Westconsin Credit Union. C shift personnel took the lead and did the installation of the flooring and cabinets with other crews helping with the removing of old items.



C shift at work laying flooring







The new cabinet and work station in the front office







We were able to replace a few items that were identified as not as energy efficient as they could be. We went with two inline water heaters as it was cheaper than going with an 80 gallon like we had before. We also replaced the last non-insulated garage door from 1975.

As always, the crews do as much as we can to save money. We have a very talented group and they do a great job.

John Entorf  
Battalion Chief

# Menomonie Fire Department

## Incidents by District (Summary)

Alarm Date Between {01/01/2019} And {12/31/2019}

District		Count	Pct of Incidents	Est Losses	Pct of Losses
001	001	99	13.16 %	\$1,458,701	32.64 %
002	002	71	9.44 %	\$9,154	0.20 %
003	003	53	7.05 %	\$4,200	0.09 %
004	004	45	5.98 %	\$2,200	0.05 %
005	005	14	1.86 %	\$100	0.00 %
006	006	20	2.66 %	\$0	0.00 %
007	007	68	9.04 %	\$0	0.00 %
008	008	39	5.19 %	\$143,400	3.21 %
009	009	24	3.19 %	\$1,700	0.04 %
010	010	43	5.72 %	\$0	0.00 %
011	011	73	9.71 %	\$187,530	4.20 %
012	012	1	0.13 %	\$0	0.00 %
017	017	1	0.13 %	\$20,000	0.45 %
020	Township of Lucas	27	3.59 %	\$699,502	15.65 %
021	Township of Menomonie	61	8.11 %	\$830,308	18.58 %
022	Township of Sherman	7	0.93 %	\$41,000	0.92 %
024	Township of Red Cedar	26	3.46 %	\$149,000	3.33 %
025	Township of Spring Brook	10	1.33 %	\$10,000	0.22 %
026	Township of Tainter	22	2.93 %	\$129,002	2.89 %
027	Township of Dunn	22	2.93 %	\$610,000	13.65 %
028	Knapp, Village of	6	0.80 %	\$63,000	1.41 %
030	Out of Jurisdiction	20	2.66 %	\$110,002	2.46 %
Total Incident Count:		752	Total Est Losses:	\$4,468,799	



# Menomonie Fire Department

## Incident Type Report (Summary)

Alarm Date Between {01/01/2019} And  
{12/31/2019}

Incident Type	Count	Pct of Incidents	Total Est Loss	Pct of Losses
<b>1 Fire</b>				
100 Fire, Other	5	0.66%	\$11,702	0.26%
111 Building fire	36	4.79%	\$3,881,152	86.85%
113 Cooking fire, confined to container	6	0.80%	\$102	0.00%
114 Chimney or flue fire, confined to chimney or flue	2	0.27%	\$0	0.00%
118 Trash or rubbish fire, contained	2	0.27%	\$2	0.00%
121 Fire in mobile home used as fixed residence	2	0.27%	\$66,000	1.47%
130 Mobile property (vehicle) fire, Other	1	0.13%	\$35,100	0.78%
131 Passenger vehicle fire	11	1.46%	\$39,902	0.89%
132 Road freight or transport vehicle fire	6	0.80%	\$220,601	4.93%
137 Camper or recreational vehicle (RV) fire	1	0.13%	\$700	0.01%
138 Off-road vehicle or heavy equipment fire	3	0.40%	\$17,000	0.38%
140 Natural vegetation fire, Other	3	0.40%	\$2,000	0.04%
141 Forest, woods or wildland fire	4	0.53%	\$1,002	0.02%
143 Grass fire	3	0.40%	\$4	0.00%
150 Outside rubbish fire, Other	1	0.13%	\$0	0.00%
151 Outside rubbish, trash or waste fire	1	0.13%	\$0	0.00%
154 Dumpster or other outside trash receptacle fire	2	0.27%	\$2,000	0.04%
160 Special outside fire, Other	2	0.27%	\$32	0.00%
161 Outside storage fire	1	0.13%	\$5,000	0.11%
162 Outside equipment fire	1	0.13%	\$10,000	0.22%
	<b>93</b>	<b>12.37%</b>	<b>\$4,292,299</b>	<b>96.05%</b>
<b>2 Overpressure Rupture, Explosion, Overheat (no fire)</b>				
200 Overpressure rupture, explosion, overheat other	1	0.13%	\$1,500	0.03%
244 Dust explosion (no fire)	1	0.13%	\$0	0.00%
251 Excessive heat, scorch burns with no ignition	11	1.46%	\$0	0.00%
	<b>13</b>	<b>1.73%</b>	<b>\$1,500</b>	<b>0.03%</b>
<b>3 Rescue &amp; Emergency Medical Service Incident</b>				
300 Rescue, EMS incident, other	2	0.27%	\$0	0.00%
311 Medical assist, assist EMS crew	245	32.58%	\$0	0.00%
320 Emergency medical service, other	6	0.80%	\$0	0.00%
321 EMS call, excluding vehicle accident with injury	1	0.13%	\$0	0.00%
322 Motor vehicle accident with injuries	53	7.05%	\$0	0.00%
323 Motor vehicle/pedestrian accident (MV Ped)	1	0.13%	\$0	0.00%
324 Motor Vehicle Accident with no injuries	26	3.46%	\$0	0.00%
342 Search for person in water	2	0.27%	\$0	0.00%
350 Extrication, rescue, Other	2	0.27%	\$0	0.00%
352 Extrication of victim(s) from vehicle	2	0.27%	\$0	0.00%

# Menomonie Fire Department

## Incident Type Report (Summary)

Alarm Date Between {01/01/2019} And  
{12/31/2019}

Incident Type	Count	Pct of Incidents	Total Est Loss	Pct of Losses
<b>3 Rescue &amp; Emergency Medical Service Incident</b>				
353 Removal of victim(s) from stalled elevator	9	1.20%	\$0	0.00%
356 High-angle rescue	1	0.13%	\$0	0.00%
361 Swimming/recreational water areas rescue	2	0.27%	\$0	0.00%
381 Rescue or EMS standby	1	0.13%	\$0	0.00%
	<b>353</b>	<b>46.94%</b>	<b>\$0</b>	<b>0.00%</b>
<b>4 Hazardous Condition (No Fire)</b>				
400 Hazardous condition, Other	1	0.13%	\$0	0.00%
410 Combustible/flammable gas/liquid condition, other	2	0.27%	\$0	0.00%
411 Gasoline or other flammable liquid spill	2	0.27%	\$0	0.00%
412 Gas leak (natural gas or LPG)	17	2.26%	\$0	0.00%
413 Oil or other combustible liquid spill	1	0.13%	\$0	0.00%
424 Carbon monoxide incident	15	1.99%	\$0	0.00%
440 Electrical wiring/equipment problem, Other	2	0.27%	\$0	0.00%
444 Power line down	2	0.27%	\$0	0.00%
445 Arcing, shorted electrical equipment	4	0.53%	\$0	0.00%
461 Building or structure weakened or collapsed	1	0.13%	\$175,000	3.91%
	<b>47</b>	<b>6.25%</b>	<b>\$175,000</b>	<b>3.91%</b>
<b>5 Service Call</b>				
500 Service Call, other	12	1.60%	\$0	0.00%
520 Water problem, Other	2	0.27%	\$0	0.00%
522 Water or steam leak	3	0.40%	\$0	0.00%
531 Smoke or odor removal	7	0.93%	\$0	0.00%
551 Assist police or other governmental agency	2	0.27%	\$0	0.00%
553 Public service	1	0.13%	\$0	0.00%
	<b>27</b>	<b>3.59%</b>	<b>\$0</b>	<b>0.00%</b>
<b>6 Good Intent Call</b>				
600 Good intent call, Other	29	3.86%	\$0	0.00%
611 Dispatched & cancelled en route	39	5.19%	\$0	0.00%
621 Wrong location	1	0.13%	\$0	0.00%
622 No Incident found on arrival at dispatch address	5	0.66%	\$0	0.00%
631 Authorized controlled burning	2	0.27%	\$0	0.00%
650 Steam, Other gas mistaken for smoke, Other	1	0.13%	\$0	0.00%
651 Smoke scare, odor of smoke	1	0.13%	\$0	0.00%
652 Steam, vapor, fog or dust thought to be smoke	1	0.13%	\$0	0.00%
671 HazMat release investigation w/no HazMat	2	0.27%	\$0	0.00%



# Menomonie Fire Department

## Incident Type Report (Summary)

Alarm Date Between {01/01/2019} And  
{12/31/2019}

Incident Type	Count	Pct of Incidents	Total Est Loss	Pct of Losses
<b>6 Good Intent Call</b>	<b>81</b>	<b>10.77%</b>	<b>\$0</b>	<b>0.00%</b>
<b>7 False Alarm &amp; False Call</b>				
700 False alarm or false call, Other	12	1.60%	\$0	0.00%
710 Malicious, mischievous false call, Other	6	0.80%	\$0	0.00%
711 Municipal alarm system, malicious false alarm	1	0.13%	\$0	0.00%
715 Local alarm system, malicious false alarm	1	0.13%	\$0	0.00%
730 System malfunction, Other	4	0.53%	\$0	0.00%
731 Sprinkler activation due to malfunction	1	0.13%	\$0	0.00%
732 Extinguishing system activation due to malfunction	1	0.13%	\$0	0.00%
733 Smoke detector activation due to malfunction	9	1.20%	\$0	0.00%
734 Heat detector activation due to malfunction	2	0.27%	\$0	0.00%
735 Alarm system sounded due to malfunction	17	2.26%	\$0	0.00%
736 CO detector activation due to malfunction	11	1.46%	\$0	0.00%
740 Unintentional transmission of alarm, Other	3	0.40%	\$0	0.00%
743 Smoke detector activation, no fire - unintentional	3	4.52%	\$0	0.00%
744 Detector activation, no fire - unintentional	10	1.33%	\$0	0.00%
745 Alarm system activation, no fire - unintentional	14	1.86%	\$0	0.00%
746 Carbon monoxide detector activation, no CO	7	0.93%	\$0	0.00%
	<b>133</b>	<b>17.69%</b>	<b>\$0</b>	<b>0.00%</b>
<b>8 Severe Weather &amp; Natural Disaster</b>				
813 Wind storm, tornado/hurricane assessment	1	0.13%	\$0	0.00%
814 Lightning strike (no fire)	1	0.13%	\$0	0.00%
815 Severe weather or natural disaster standby	1	0.13%	\$0	0.00%
	<b>3</b>	<b>0.40%</b>	<b>\$0</b>	<b>0.00%</b>
<b>9 Special Incident Type</b>				
900 Special type of incident, Other	1	0.13%	\$0	0.00%
911 Citizen complaint	1	0.13%	\$0	0.00%
	<b>2</b>	<b>0.27%</b>	<b>\$0</b>	<b>0.00%</b>

Total Incident Count: 752

Total Est Loss:

\$4,468,799

## Runs by Location Type

Scene Incident Location Type (eScene.09)	Number of Runs	Percent of Total Runs
Single-family non-institutional (private) house	678	28.36%
Apartment	360	15.06%
Hospital	334	13.97%
Street or highway	248	10.37%
Assisted Living Facility	222	9.28%
Nursing home	159	6.65%
Other specified public building	87	3.64%
College	47	1.97%
Private commercial establishments	44	1.84%
Retail Store	32	1.34%
	27	1.13%
Mobile home	24	1.00%
Other ambulatory health services establishments	20	0.84%
Factory	16	0.67%
Other recreation area	14	0.59%
Jail	10	0.42%
Health Facility - Dialysis	7	0.29%
Middle school	6	0.25%
School dormitory	6	0.25%
Farm	5	0.21%
Health care provider office	5	0.21%
Other specified sports and athletic area	5	0.21%
High school	4	0.17%
Public administrative building	4	0.17%
Public park	4	0.17%
Wilderness area	4	0.17%
Athletic field	3	0.13%
Church	3	0.13%
Daycare center	2	0.08%
Elementary school	2	0.08%
Swimming pool (public)	2	0.08%
Athletic court	1	0.04%
Lake/River	1	0.04%
Movie house or cinema	1	0.04%
Other specified industrial and construction area	1	0.04%
Prison	1	0.04%
Railroad track	1	0.04%
Urgent care center	1	0.04%
<b>Total: 2,391</b>		<b>Total: 100.00%</b>

## Report Filters

Incident Date: is between '1/1/2019' and '12/31/2019'

Agency Name (Dagency.03): is in 'Menomonie Fire Department'

Response Ems Shift (lresponse.005): is in 'A Shift , B Shift , C Shift '

Response Type Of Service Requested (Eresponse.05): is in '911 Response (Scene), Flagdown/Walk-in Emergent, Intercept, Interfacility Transport, Lift Assist, Private Caller, Public Assistance/Other Not Listed, Standby'